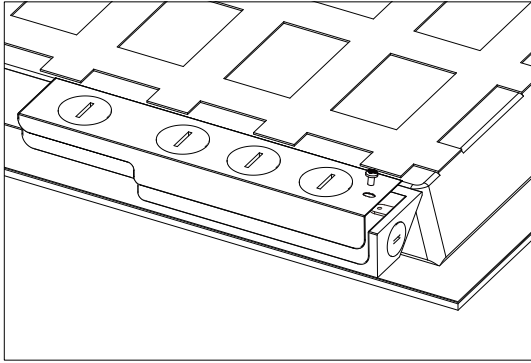


Junction Box Installation

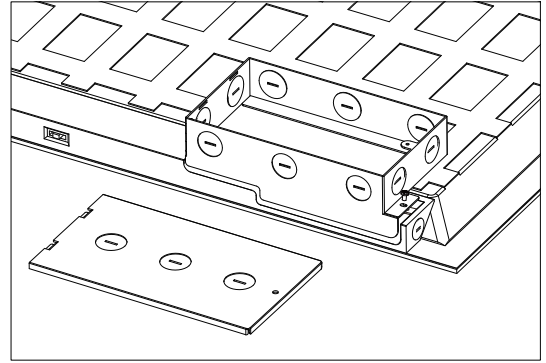
Safety Instruction:

1. It must be installed in accordance with the applicable installation code by a person familiar with the construction and operation of the product and the hazards involved.
2. Read instructions carefully before installing.
3. Disconnect the power supply before installing.
4. Make sure the wire have been properly connected before powering on the device.
5. Ensure the product has enough space for heat dissipation.

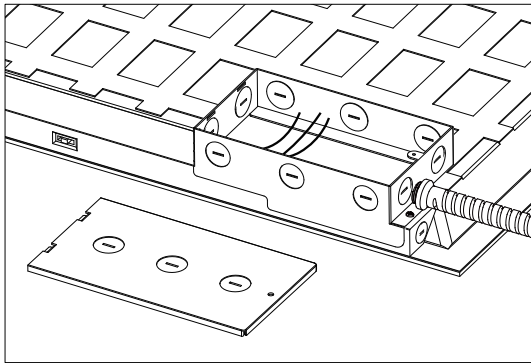
Installation Procedure:



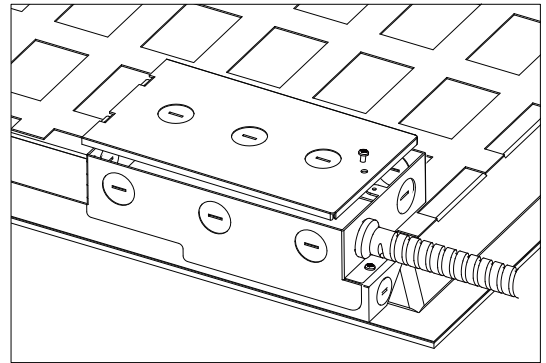
1. Remove the cover (A) from the original driver box.



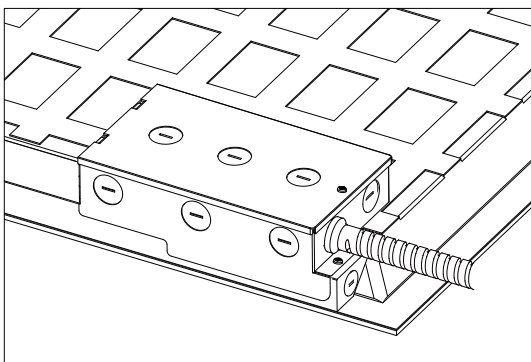
2. Fix the junction box to the driver box with screw.



3. Connect the wires.



4. Fix the cover of the junction box.



5. Junction box installed.