



Project Name: _____

Schedule / Date: _____

Notes: _____



AC 120-277V

Three(3) Wattage Tunable & Single Color

Frosted Cover

Seamless linking

50,000+ Hour lifetime

Suitable for Dry and Damp indoor locations

Operating temperature -4°F to +113°F

ETL Listed

DLC 5.1

Warranty: 5 Years



ORDERING GUIDE

SERIES	CATEGORY	SIZE	WATTAGE	CCT
JL	INT Integrate	4FT 4FT	M40W Tunable 22 22w 30 30w 40 40w	50 Single Color 50 5000k
EXAMPLE: JL-INT-4FT-M40W-50				
JL	INT Integrate	8FT 8FT	M72W Tunable 45 45w 60 60w 72 72w	50 Single Color 50 5000k
EXAMPLE: JL-INT-8FT-M72W-50				



Project Name: _____

Schedule / Date: _____

Notes: _____

SPECIFICATIONS

SKU	53-2617-50			53-2618-50		
MODEL NO.	JL-INT-4FT-M40W-XXK			JL-INT-8FT-M72W-XXK		
Brand	Kinlight			Kinlight		
Size	4FT			8FT		
Wattage	22w	30w	40w	45w	60w	72w
Efficacy	154.6LPW			155.5 LPW		
Luminous Flux	3388	4848	6118	7065	9825	11194
Input @120V	193mA	263mA	351mA	394mA	526mA	631mA
Color Temp.	5000K					
Input Voltage	AC120-277V, 50/60Hz			AC120-277V, 50/60Hz		
CRI	84			84		
Beam Angle (°)	120°			120°		
THD	≤20%			≤20%		
Flicker	Flicker			Flicker		
Power Factor	≥0.90			≥0.90		
IP Rate	IP20			IP20		
Working Temp.	-20°C ~ +55°C / -4°F ~ +131°F			-20°C ~ +55°C / -4°F ~ +131°F		
Storage Temp.	-40°C ~ +60°C / -40°F ~ +140°F			-40°C ~ +60°C / -40°F ~ +140°F		
Lifespan	50,000h			50,000h		
Pcs/Carton	25			20		
Package Dims	46.46" x 7.48" x 9.84"			91.34" x 7.87" x 8.07"		
Weight	22.80lbs			36.38lbs		

DLC Number

Size Color Wattage	4FT					8FT				
	3500K	4000K	5000K	5700K	6500K	3500K	4000K	5000K	5700K	6500K
22w	S-01JZ3H	S-MSD92Z	S-UCJKBO	S-NS6C3U	S-PJD1UM	\	\	\	\	\
30w	S-HKQYBS	S-762EOQ	S-YDR7U4	S-HWT9RM	S-I8163V	\	\	\	\	\
40w	S-FPS26H	S-6Z08BYG	S-G57EFR	S-NKGAUE	S-AL5V07	\	\	\	\	\
45w	\	\	\	\	\	S-LRNW0U	S-948BAJ	S-JRXQO2	S-EJLRDG	S-HFV40N
60w	\	\	\	\	\	S-PZ47AR	S-1JVVIC	S-VOK5S4	S-1GOHBF	S-7XLJ95
72w	\	\	\	\	\	S-W6AZJO	S-0EZTYU	S-80LI9A	S-8I4GEJ	S-A5CV9Y



Project Name: _____

Schedule / Date: _____

Notes: _____

BRIEF INTRODUCTION

4FT



Wattage Tunable

8FT



Wattage Tunable

LINKING

Max of 600W for linking applications at 120V, Max of 1200W for linking applications at 277V

Size	Wattage	Linkable Qty@120V PCS	Linkable Qty@277VPCS
8FT	72w	7	17
	60w	9	20
	45w	12	27
4FT	40w	13	31
	30w	18	41
	22w	25	56

When you need Integrate Linking in different sizes, please refer to below sheets to ensure the brightness of the maximum approximation

8FT	4FT
72w	40w
60w	30w
45w	22w

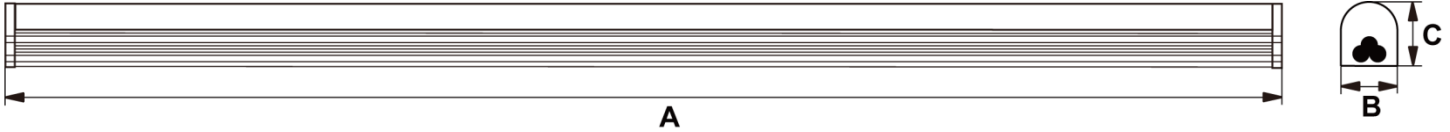


Project Name: _____

Schedule / Date: _____

Notes: _____

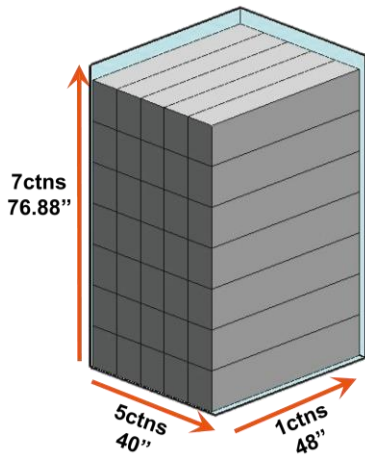
PHYSICAL CHARACTERISTICS



Product Size	A (Body Length)	B (Width)	C (Height)
4FT	45"	1.18"	1.42"
8FT	90"	1.18"	1.42"

SIZE SKU	LENGTH	WIDTH	HEIGHT	40' HQ LOADING QTY.
4FT 53-2617-XX	48	40.55	78.74	30000 pcs
8FT 53-2618-XX	Customized Extra-long pallets			15000 pcs

35 ctns/875 pcs







ACCESSORIES

Project Name: _____

Schedule / Date: _____

Notes: _____

SKU	DESCRIPTION	ITEM
53-26W	8FT ON/OFF Cable	
53-26M	Magnet Clips	
53-263	Mounting Clips	
53-264	Single-end Cable	
53-265	Double-end Cable	