

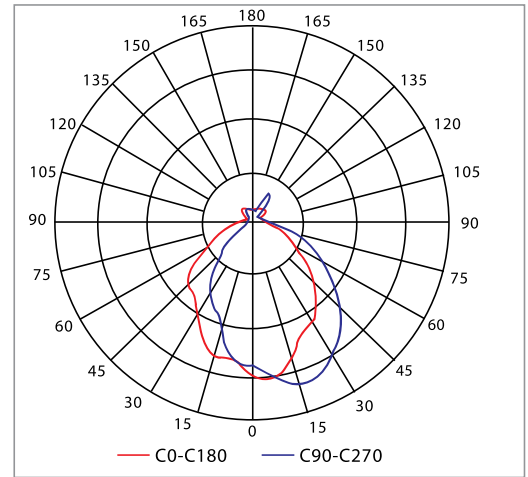
### WALL PACK LIGHT

### WP07B

### PHOTOMETRIC



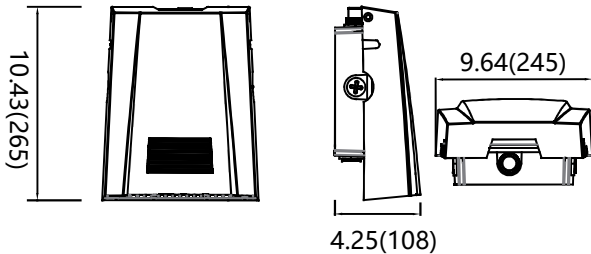
0-15°-30°-45° Adjustable



### PRODUCT PARAMETERS

BASIC MODEL	VOLTAGE (V)	WATT (W)	5000K EFFICACY (LM/W)	5000K LUMENS (LM)	BEAM ANGLE (H-V)	REPLACE	DIMMING	CRI	POWER FACTOR	AVAILABLE CCT (K)
WP07B-75	120-277	75	133	9975	100°*80°	250-320W HID	Available	>75	>0.92	4000
WP07B-100	120-277	100	134	13400	100°*80°	320-400W HID	Available			5000

### DIMENSION Inch(mm)




### INSTALLATION



### PACKAGE INFORMATION

MODEL	INNER BOX (MM)	MASTER CARTON (MM)	QTY/CTN	NET WEIGHT (KG)	GROSS WEIGHT (KG)	CUBIC METER
WP07B-75	350*280*290	590*360*380	6	19.6	21.6	0.085
WP07B-100	350*280*290	590*360*380	6	21.2	23.2	0.085

### OPTIONAL ACCESSORIES



10KV SPD  
120-277V  
or 347-480V



BUTTON STYLE  
PHOTOCELL  
120-277V



DIMMABLE MOTION  
SENSOR  
120-277V