



LED FLOOD LIGHT




15/28/45/50/95W

FL21A/FL22A/FL31A
FL32A/FL32B/FL52A



QUICK FACTS

1. ETL, DLC5.1 Premium listed
2. 120-277VAac / 120-347Vac optional
3. High efficacy up to 140 LM/W
4. CCT and wattage tunable available
5. Microwave motion, photocell sensor / Emergency battery backup optional
6. Unique design, strong extruded lamp body
7. Lifespan: >50,000Hrs
8. 5 years warranty



SPECIFICATIONS

NOTE MARK	MODEL	WATT	EFFICACY	LUMENS	REPLACE HID	AVAILABLE CCT
Single Wattage Single CCT	FL21A-15-50K-LV	15 W	140 LPW	2,100 LM	50-70W	3000/4000/5000K
	FL22A-28-50K-LV	28 W	140 LPW	3,920 LM	70-100W	3000/4000/5000K
	FL31A-45-50K-LV	45 W	140 LPW	6,300 LM	100-150W	3000/4000/5000K
	FL32A-50-50K-LV	50 W	140 LPW	7,000 LM	100-150W	3000/4000/5000K
Multiple Wattage Multiple CCT	FL31A-45MW-50KMC-MV	45/35/25/15 W Tunable	140 LPW	6,300/4,900/3,500/2,100 LM	100-150W	3000/4000/5000K Tunable
	FL32B-95MW-50KMC-MV	95/75/60/50 W Tunable	140 LPW	13,300/10,500/8,400/7,000 LM	250-400W	3000/4000/5000K Tunable

Note: LV=120-277V / MV=120-347V / MW=Multiple Wattage / MC=Multiple CCT

Electrical Data

Input Voltage	120-277 / 120-347Vac
Power Factor	0.90
Power Frequency	50/60Hz
Power Efficiency	>90%
Total Harmonic Distortion	<15%
Dimming	0-10V
Driver	Kerham
Surge Protection	L-N: 4KV;L/N-PG: 6KV

Optical Data

Efficiency	140 LM/W
LED	3030
CCT	3000K / 4000K / 5000K
CRI	>70
Beam Angle	100°×60°
Additional function	CCT & Wattage Tunable; 8W EMBB; Pluggable Microwave Motion Sensor

Others

IP Rating	IP65
Life Time	>50,000Hrs (Ta=30°C@L80)
Warranty	5 Years
IK Degree	08
Housing	Die-cast Aluminum
Operating Temperature	-40°F to 104°F (-40°C to +40°C)
Certificates	ETL/DLC 5.1 Premium
Finish	Black/Bronze/White Customized (Optional)

SPECIFICATION FEATURES

Housing

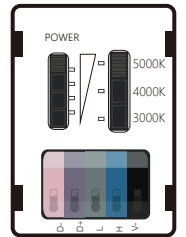
High Quality Die-casting Aluminum Shell Strong and Durable. Die-casting aluminum with excellent heat dissipation, improve the efficiency and lifespan of leds and drivers.

3030 LEDs, Up to 140 LM/W

Tempered Glass Refractor
Clear and Milky lens optional



Wattage & CCT Tunable Controller



FL31A-45MW
45/35/25/15/Tunable

FL31A-95MW
95/75/60/50/Tunable



Trunnion-UB



Trunnion-TR



1/2 Knuckle

Accessories



Surge Protection



Photocell



Multiple Pluggable Microwave Motion Sensor
Optional (Z10, Zhaga, AUX etc)

MOUNTING OPTIONS



FL21A



FL22A




FL31A



FL32A



FL32B



Adjustable Angle

1/2" Knuckle Mount
Die-cast aluminum knuckle provides flexibility in mounting from a variety of areas.



FL21A



FL22A



FL31A

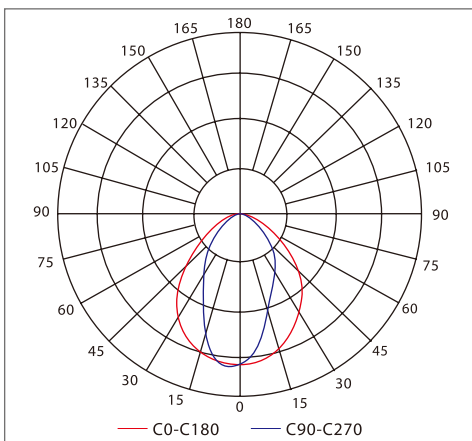


FL32A

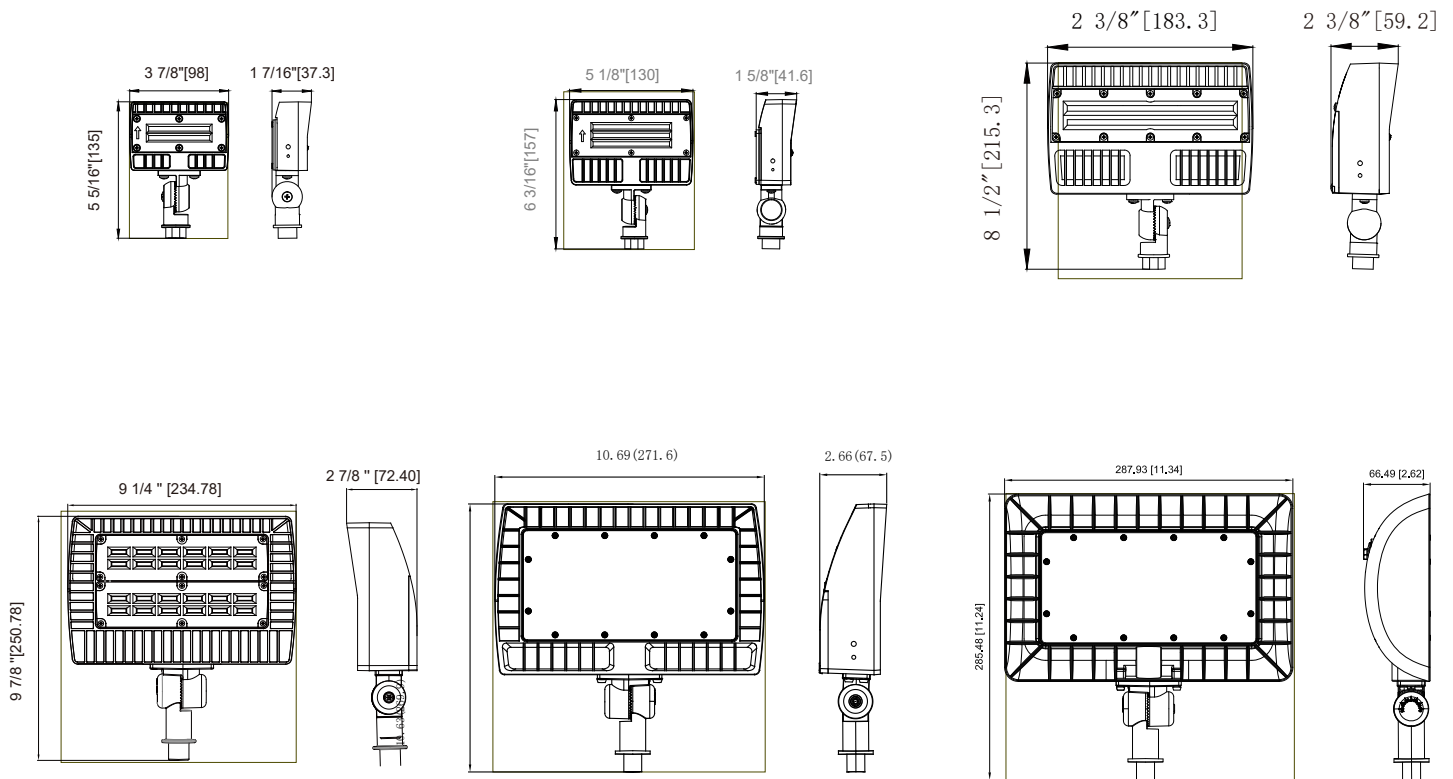


FL32B

PHOTOMETRIC DIAGRAMS



DIMENSIONS INCH (MM)



PARKING INFORMATION

MODEL	MASTER CARTON (MM & INCH) L*W*H	PCS CTN	NET WEIGHT (KGS & LBS)	GROSS WEIGHT (KGS & LBS)	20GP PCS	40HQ PCS	45HQ PCS
FL21A	280*280*370 11.02*11.02*14.56	24	17.8 39.24	19.2 42.33	23,166	56,260	71,153
FL22A	280*280*370 11.02*11.02*14.56	24	17.8 39.24	19.2 42.33	23,166	56,260	71,153
FL31A	470*370*250 18.50*14.56*9.84	10	10.5 23.15	12.57 27.71	5,152	12,513	15,825
FL32B	600*330*315 23.6*13*12.4	60	14.7 32.41	17.4 38.36	3,704	8,995	11,376